



## The TopSoil project in Intervention 3



- Learnings from application phase and what can be achieved through cooperation?“

By: Senior Consultant Rolf Johnsen

# Outline

- Project information
- Organising the project
- Golden rules - indicators
- Application recommendations



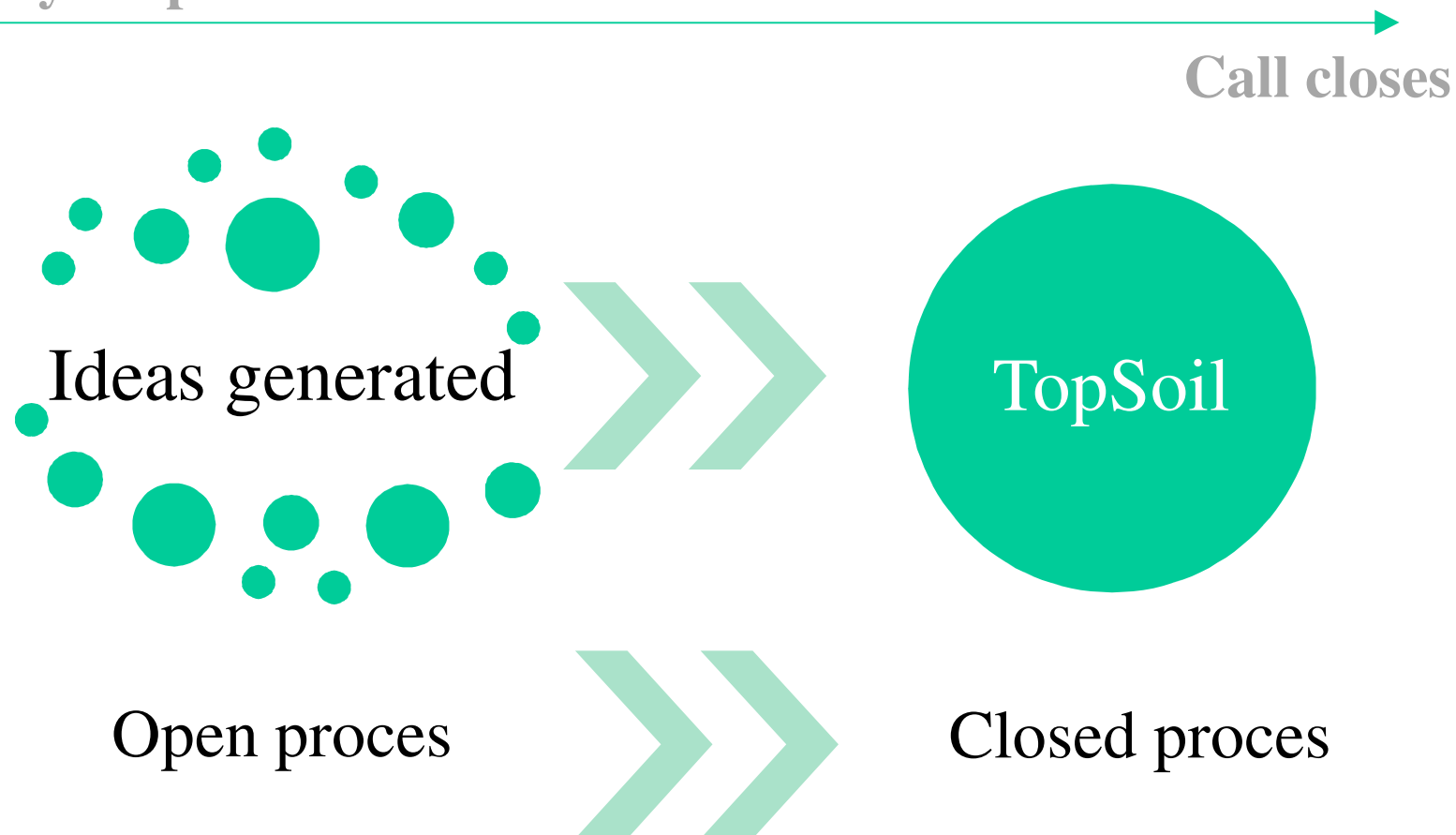
# Project facts TopSoil

Facts	
EU InterReg VB	Intervention 3, sustainable North Sea Region
24 partners	UK, Germany, Netherlands, Belgium, Denmark
Budget (Total)	€ 7.342.220
Project period	2015- 2019

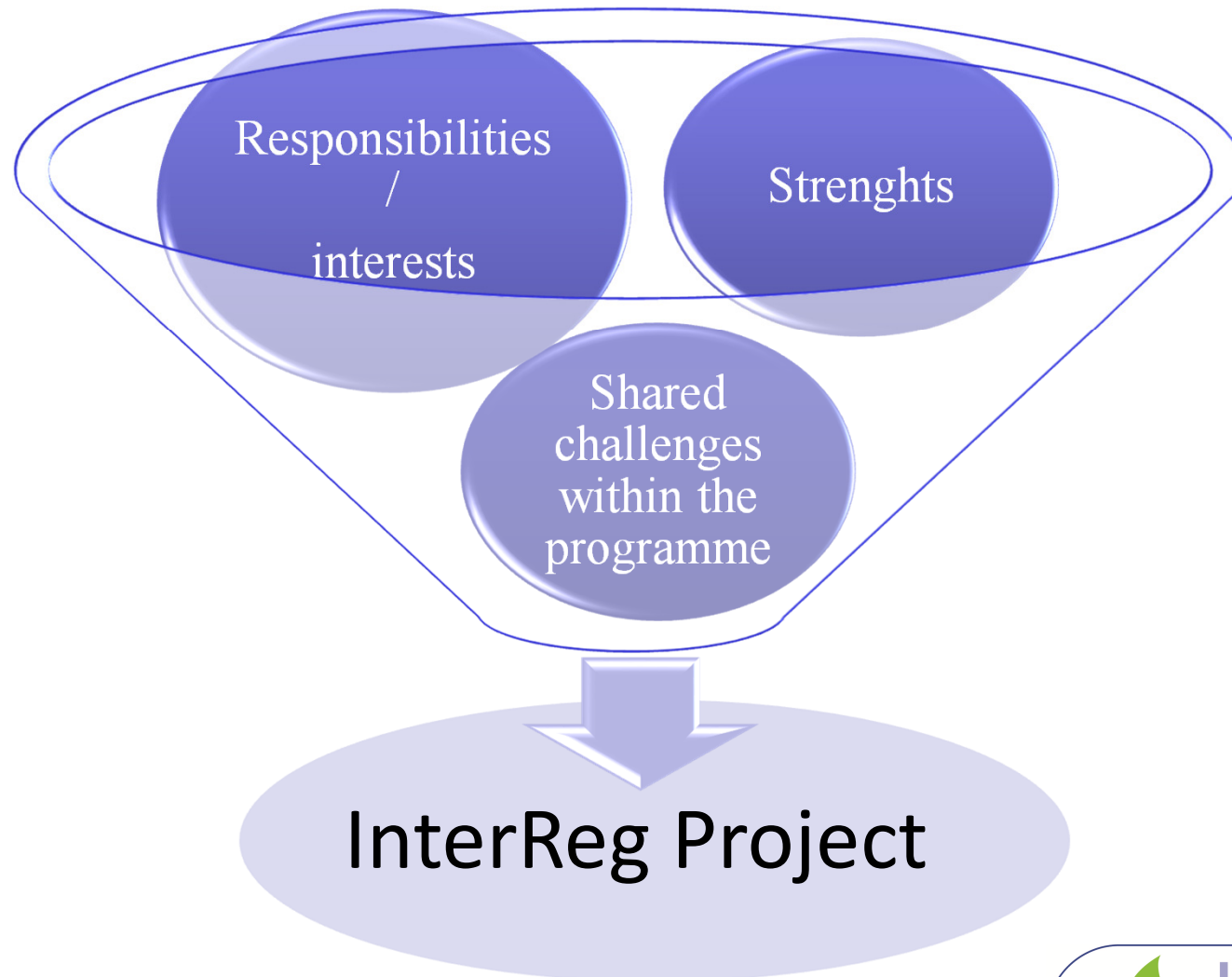


# Organising ideas towards the call

1-2 year proces



# From idea to project



# Targeting the intervention

Table 6: Dimension 1 Intervention field

Priority axis	3 - Sustainable North Sea Region: Protecting against climate change and preserving the environment	
	Code	Amount (€)
	085. Protection and enhancement of biodiversity, nature protection and green infrastructure	18,397,937.00
	087. Adaptation to climate change measures and prevention and management of climate related risks e.g. erosion, fires, flooding, storms and drought, including awareness raising, civil protection and disaster management systems and infrastructures	18,397,937.00
	<b>P. 84 in corporation programme</b>	

**087.**

**Adaptation to climate change measures and prevention and management of climate related risks e.g erosion, fires, flooding, storms and drought, including awareness raising, civil protection and disaster management management systems and infrastructure**

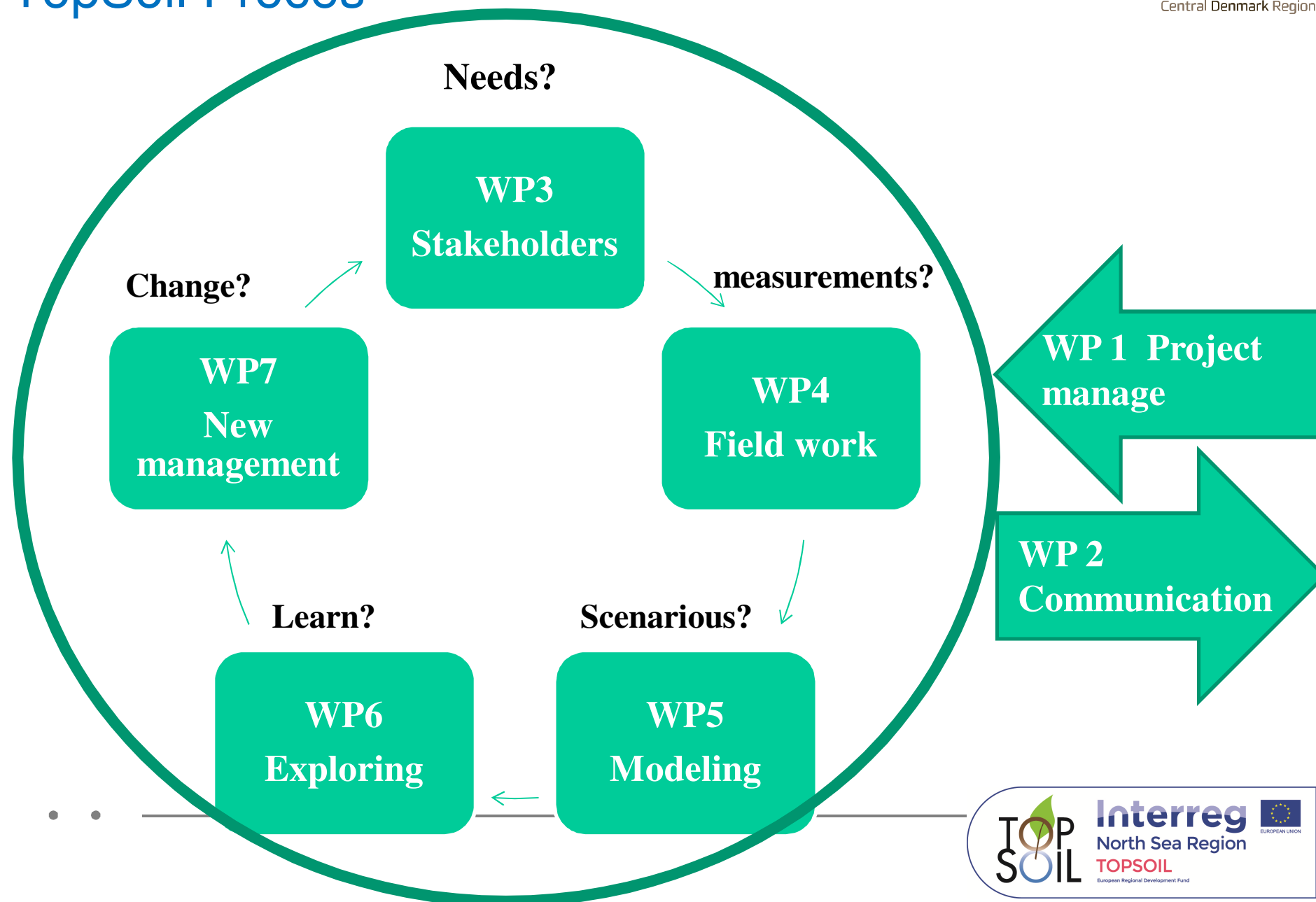


# Searching for shared challenges



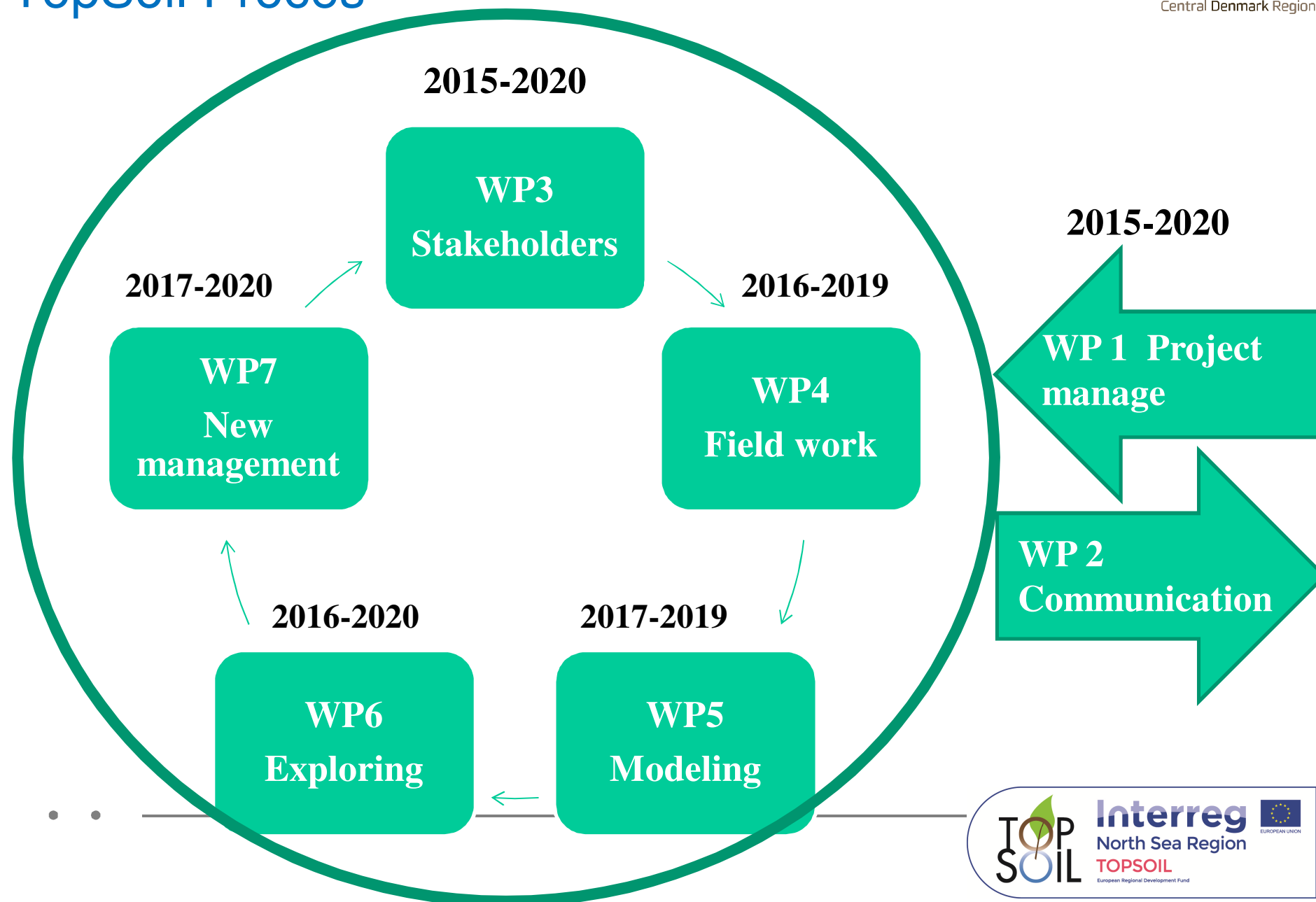
- Flooding (CCA)
- Salt water intrusion (CCA)
- Groundwater buffer (CCA)
- Use of Soils as measures (CCA)
- Nutrients and hazardous components

# TopSoil Proces





# TopSoil Proces



# Ten Golden rules



1. Easy Language (answering the right questions)
2. Being very clear about the assumptions behind the project
  - A. Is it clear why all of the actions are included?
  - B. Is there a clear logic for moving from one action to the next?
  - C. What would happen if one activity needed to be changed? Are they all necessary?
3. Show the added value of each result / output - for each partner and for the North Sea Region
4. Show how you will focus communication. In particular, have you selected the right target groups and appropriate channels / means for reaching them?
5. Explain the road to the application. Why has the partnership decided that this project is the solution?
6. Describe what you want to change and where (geographically)
7. What could go wrong? Show you are aware of the main risks and are managing them
8. How will you test whether the desired change has been delivered?
9. Embed your project in the context of regional strategies and other programmes
10. Be concise!

There is no golden rule for getting a project approved. Following the advice here and using the support available will, however, give you a good chance.

# Indicators

Indicator: Water Quality  
Target: Improvement of quality by 20%  
Definition: In relevant pilots methods and tools to increase water quality will be developed, modelled and tested. In some pilots the focus is on nutrients and hazardous components and in other the focus is on saline water contaminating the aquifers.

Indicator: Water Quantity  
Target: Improvement of buffer capacity by 20 %  
Definition: In relevant pilots concepts and tools to increase water buffer capacity by 20 % will be developed, modelled and tested. In some area the target is to increase water retention for dry periods and in other areas to increase drainage to provide space for water to lower flooding risks

# Tool kit for applicants – elements to consider

- Write a two pager (What, Why, Where and When) as a start up.
- Have meetings/workshops during the writing proces early
- Setup a steering group representing each country (especially important in large consortiums)
- Have regular meetings in steering group (Weekly up to deadline)
- Consultants can be good if they are not there when the projects starts - Take part when writing the applications
- Setup the economy early and get the signatures from each well before deadline
- Organize in workpackages and engage the partners to lead the work packages
- Setup pilots and prepare shared activities in pilots.
- Search for you strengths within the consortium



GROUNDWATER  
BUFFER

TOP  
SOIL

Interreg  
North Sea Region  
TOPSOIL

European Regional Development Fund



EUROPEAN UNION

SEVERE  
DROUGHT

Thank you for the attention

# Why join a project?

- Search for the intersection Programme vs Organisation
- Use project as a platform
- If searching - New projects will come on top
- Test new ways of working – living lab
- Learn from neighbours having the same challenges but dealing with it differently