

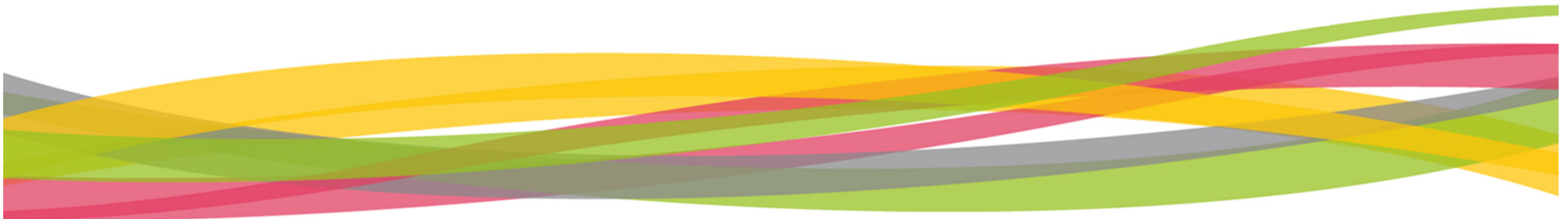
Interreg

North Sea Region

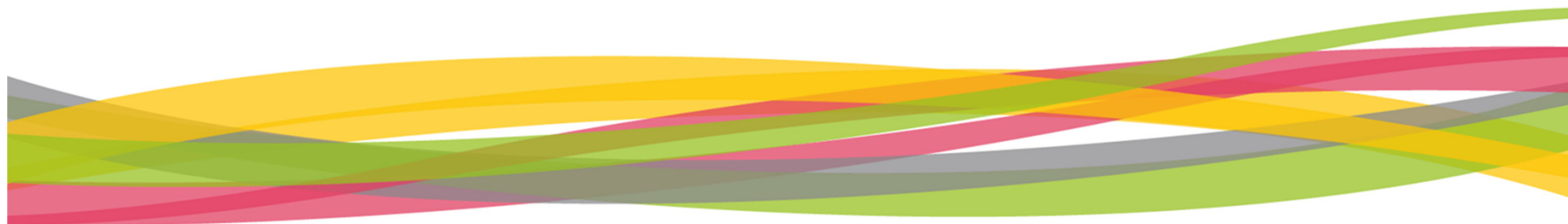
European Regional Development Fund



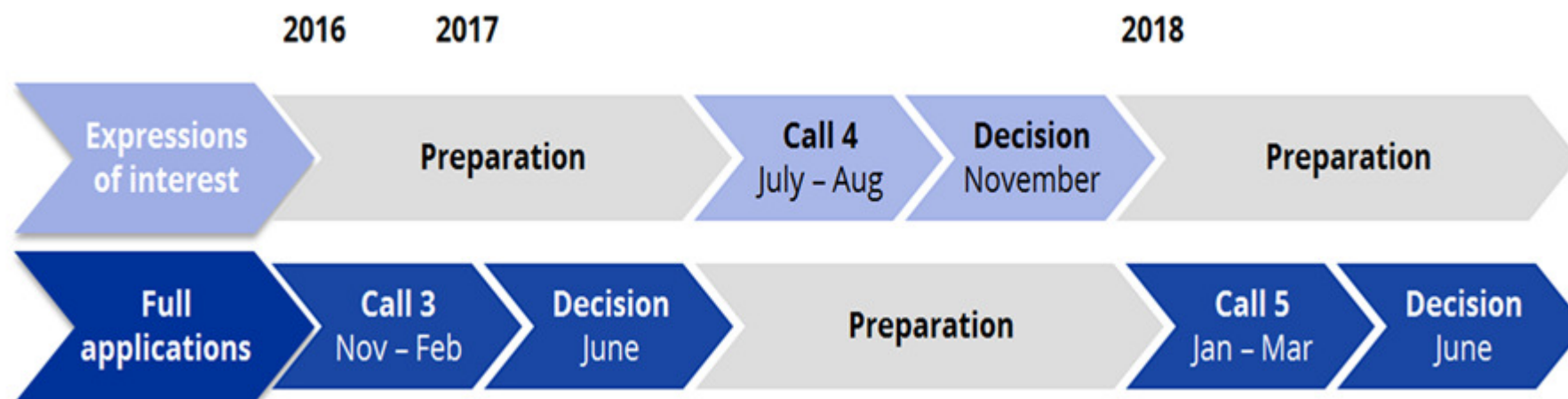
EUROPEAN UNION



When to apply and how to apply



Timeline for applications



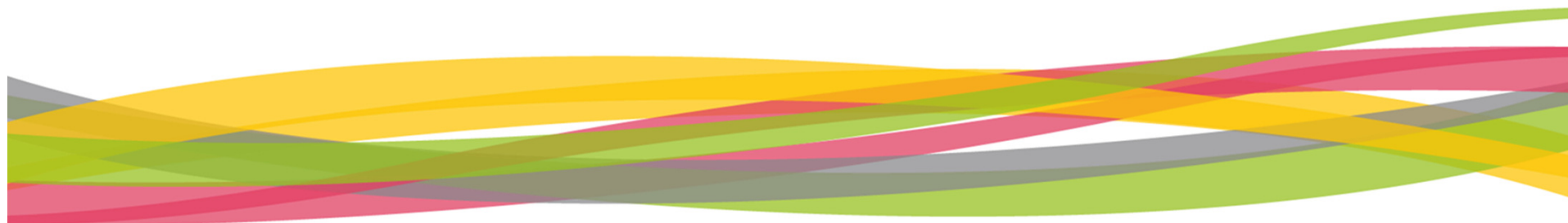
Project Ideas

Windows taskbar showing icons for Internet Explorer, Priority 4 wor..., Citrix Receiver, Indbakke - sa..., VB/NSRP OM..., organisations..., Application g..., and system tray with date 14:21 21-02-2017.

The almost ready concept

- + Advanced in its development
- + Established consortium
- + Clear budget frame
- + Clearly defined objective
- + Clear indication of project results

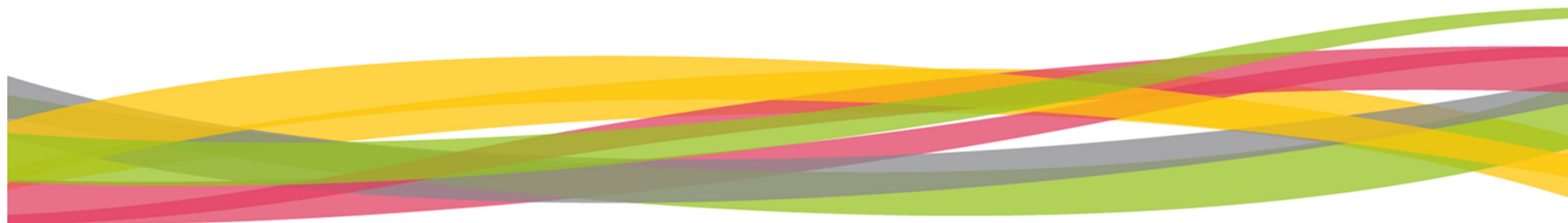
Next step is the Expression of Interest (EOI)



Content of the EOI

Four steps:

- + Main information
- + Project description
- + Project objectives and expected results
- + Project budget



Main information

1. Project idea identification

2. Project description

3. Project objectives and expected results

4. Project budget

1.1 Project title *

[Write the name of your project]

1.2 Project acronym *


[Write the project acronym]

1.3 Lead Beneficiary *

[Who will be the lead beneficiary]


1.4 Start Date *

2017-01-01




1.4 End Date *

2018-06-30




1.5. Programme Priority *

Not defined



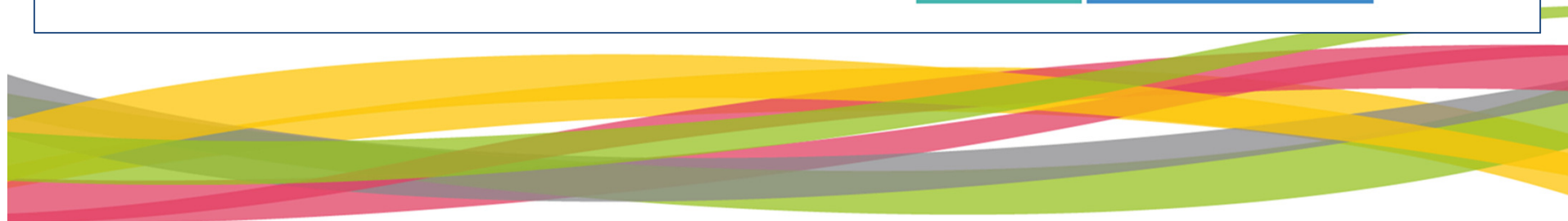
1.6. Specific objective *

Not defined



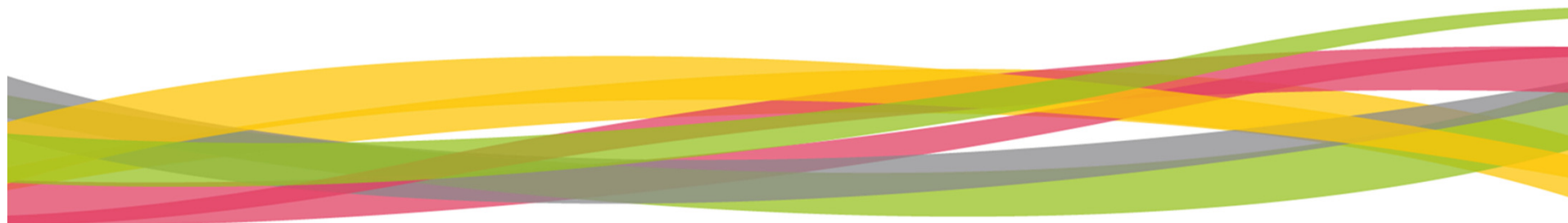
Save and return

Save and proceed to next step



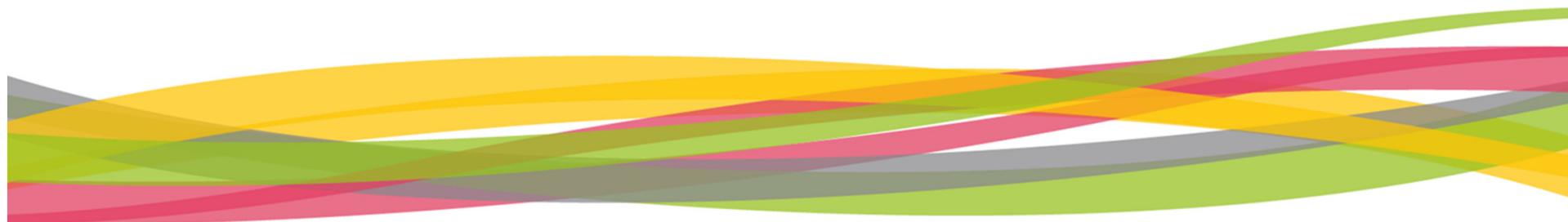
Project description

- + Project summary
- + The shared territorial challenge(s)
- + The approach to address the shared challenge(s) - including what is new about this approach
- + Why transnational cooperation is needed



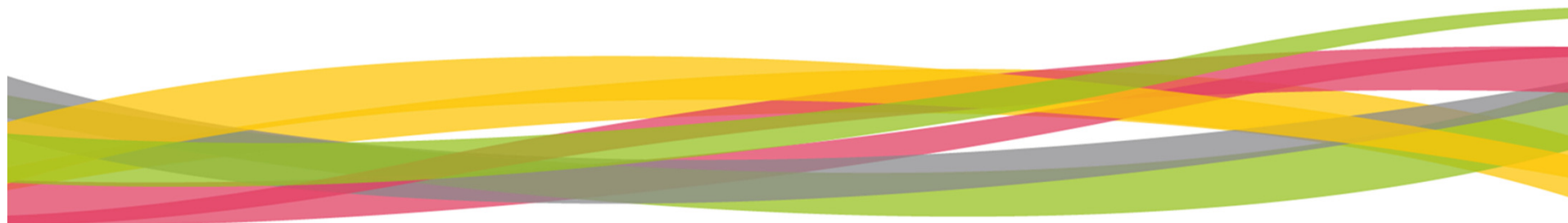
Project objectives and expected results

- + The overall project objective
- + The expected project results
- + The project detailed objectives



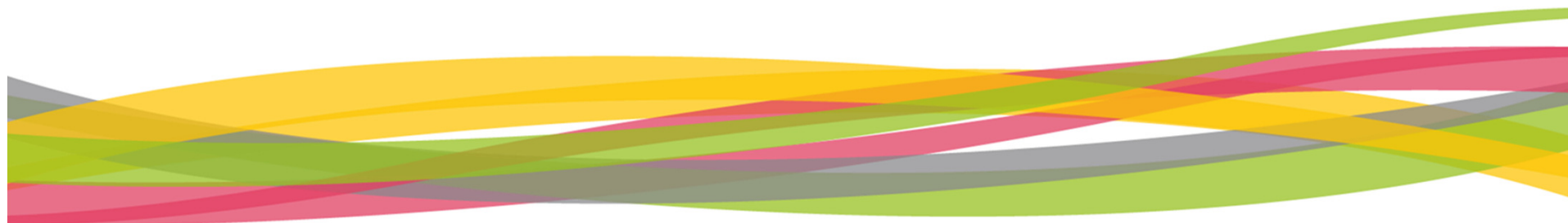
Project budget

- + Overview of the project partners
- + Investments



How will it be assessed?

- + Transparent assessment criteria
- + Only what is in the Expression of Interest will be assessed
- + Call-specific requirements - Guidance Note for Call 4



How do we support your work?

VB/NSRP Online Monitoring System

Print 12 29:58 HELP Demo LeadBen

Project Applications
[Write the name of your project] ([Write the project acronym])

Home > Project Applications > Expression of Interest > [Write the name of your project]

1. Project idea identification 2. Project description 3. Project objectives and expected results 4. Project budget

1.1 Project title * [Write the name of your project]


1.2 Project acronym * [Write the project acronym]

1.3 Lead Beneficiary * [Who will be the lead beneficiary]

1.4 Start Date * 2017-01-01

1.4 End Date * 2018-06-30

How can I access the OMS?



The screenshot shows the Interreg North Sea Region website. The header includes the logo, the European Union flag, and navigation links for 'Project login', 'Programme login', a search bar, and 'About the programme', 'Project information', and 'Key documents'. The main content area is titled 'Project login' and features a sidebar with four categories: 'Thinking Growth' (yellow), 'Eco-innovation' (green), 'Sustainable NSR' (pink), and 'Green transport and mobility' (grey). The main content area has two columns. The left column is titled 'Project login' and contains a link to 'Login to online monitoring system' with the description 'Develop a new project, report on your approved project or communicate with the Joint Secretariat.' The right column is titled 'Login to project workspace' and contains a link to 'Login to project workspace' with the description 'Update your project workspace with news, events and other content relevant for your target groups.' Below the links are social media sharing buttons for Facebook, Twitter, LinkedIn, and Google+, as well as email and print icons. At the bottom of the screenshot, a green banner contains the text 'www.northsearegion.eu → Project login'.

Interreg
North Sea Region
European Regional Development Fund

Project login Programme login Search

About the programme Project information Key documents

Project login

Thinking Growth

Eco-innovation

Sustainable NSR

Green transport and mobility

Project login

[Login to online monitoring system](#)
Develop a new project, report on your approved project or communicate with the Joint Secretariat.

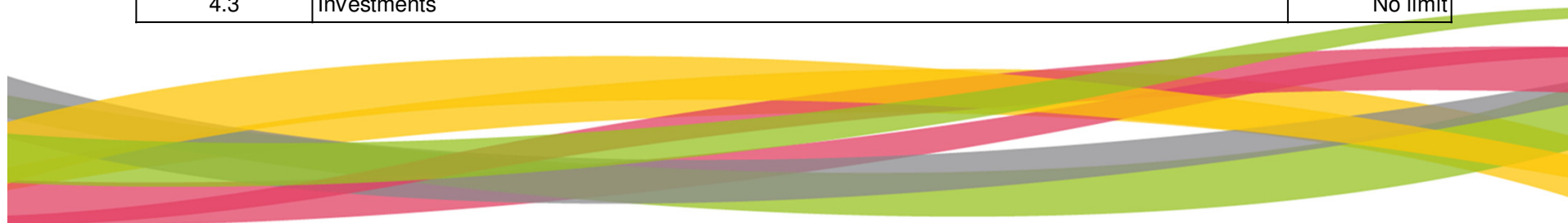
[Login to project workspace](#)
Update your project workspace with news, events and other content relevant for your target groups.

Share Tweet Share Share

www.northsearegion.eu → [Project login](#)

How much can I write?

Project description		Character limit
2.1	Project Summary	1500
2.2	What are the shared territorial challenges that will be tackled by the project?	5000
2.3	What is the project's approach in addressing these shared challenges and/or joint assets and what is new about the approach the project takes?	5000
2.4	Why is transnational cooperation needed to achieve the project's objectives and result?	5000
Project objectives and expected results		Character limit
3.1	Project overall objective	No limit
3.2	Project results	No limit
3.3	Project detailed objectives	350
Project budget		Character limit
4.1	What is the partner's role in the project?	500
4.3	Investments	No limit



Questions???

Additional information

- + Programme website (including links to e-guidance) - <http://www.northsearegion.eu/>
- + Joint Secretariat
- + National Contact Points

